



www.evstone.net

Legacy in Every Layer

The Natural Solution



LEGACY IN EVERY LAYER - THE NATURAL SOLUTION


EDEN-VALDERS STONE

Eden Stone was founded in 1950 by Emil Gesell and his sons, William and Robert. The company began humbly, with a single quarry, one truck, and a few determined hands. After Emil's passing, Bill and Bob recognized the unique beauty and potential of their quarry stone, expanding the product line to include hand-dressed veneer and landscaping materials.

Throughout the 1960s, Eden Stone grew its presence in the Milwaukee and Chicago markets, and by the early 1980s, its reach extended across the Midwest. During this period of steady growth, the Gesell family reinvested in the business by upgrading cutting equipment, improving facilities, and building a modest fleet of trucks to serve a growing regional customer base. As demand increased, they acquired additional quarry land, allowing the company to offer a broader range of materials and colors.

With the transition to third-generation ownership, Eden Stone further expanded into the dimensional cut stone market through the acquisition of Valders Stone & Marble, an internationally recognized producer near Manitowoc, Wisconsin. In 1992, Valders officially joined the Eden Stone family as its dimensional cut stone division, bringing with it a wealth of expertise and a rich tradition. Today, both Eden and Valders products are respected worldwide for their superior quality and durability, gracing landmark projects across North and South America, Europe, and Asia.

Now in its fourth generation of family ownership, Eden-Valders Stone has grown to encompass 11 quarries, 4 processing facilities, and nearly 220 employees. The company remains committed to being a comprehensive source for natural stone, offering a complete line of landscape products, full bed and thin veneer options, and finely crafted ornamental cut stone to bring any project to life.



THANK YOU!

With sincere gratitude on behalf of Eden-Valders Stone, thank you for the opportunity to be part of your next project. We are proud to share the exceptional natural stone sourced from our quarries—materials that offer timeless natural beauty to inspire your gathering spaces. We look forward to working with you to bring your vision to life and to providing a seamless, enjoyable experience from start to finish.

Barry Gesell

Barry Gesell,
President of Eden-Valders Stone



TABLE OF CONTENTS

ABOUT US	2
LANDSCAPE STONE	4-19
STONE TREATMENTS	20
STONE TERMINOLOGY	21
CUSTOM CUT STONE	22-31




VALDERS PAVERS

TYPICAL THICKNESS 1 5/8" (+/- 1/8") - TYPICAL FINISH SANDBLAST | CUSTOM & STOCK SIZES AVAILABLE
For more information on these products and to see application pictures, scan the QR code or visit our website www.evstone.net

VALDERS COLOR RANGES

BUFF



DOVEWHITE



GRAY



VALDERS PAVERS - POOLS





EDEN PAVERS

SMOOTH, NATURAL BEDFACE TOP AND BOTTOM, SAWN FOUR SIDES

For more information on these products and to see application pictures, scan the QR code or visit our website www.evstone.net





VALDERS SAHARA & ARCTIC PAVERS

SAWN TOP AND BOTTOM WITH SANDBLASTED FINISH, SAWN OR SNAPPED EDGES

For more information on these products and to see application pictures, scan the QR code or visit our website www.evstone.net



Sahara Blend



Arctic Blend



Sahara Blend



Sahara Blend



Arctic Blend



FLAGSTONE

EDEN | CHILTON | MOUNTAIN CREST | OAKFIELD

For more information on these products and to see application pictures, scan the QR code or visit our website www.evstone.net

Natural, irregular pieces, approximate size: 16-42" diameter

Our material is graded by thickness: 1-1½", 2"+/-, 2½"+/- | 80 - 100 sq. ft per ton





STEPPERS

EDEN | CHILTON | MOUNTAIN CREST | OAKFIELD | VALDERS

For more information on these products and to see application pictures, scan the QR code or visit our website www.evstone.net

Natural, irregular pieces, approximate size: 8-20" in diameter

Premium Steppers: 12-24" in diameter

Our material is graded by thickness: 1½ - 2" | 80 - 100 sq. ft per ton



Eden




Eden Premium



Chilton



Mountain Crest



Oakfield



Valders



STEPS

EDEN | CHILTON | CHESTNUT | VALDERS | SUPERIOR

For more information on these products and to see application pictures, scan the QR code or visit our website www.evstone.net




Chestnut Snapped



Superior Snapped



Eden Snapped



Eden Custom



Eden Lily Pad



Valders Custom



Chilton



OUTCROPPING

CHESTNUT | CHILTON | EDEN

For more information on these products and to see application pictures, scan the QR code or visit our website www.evstone.net

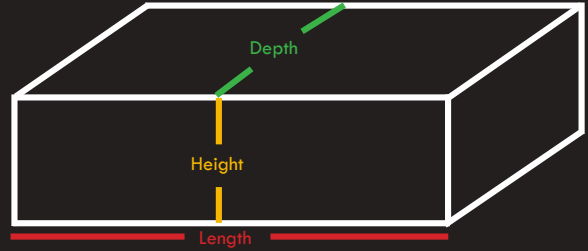
Available sizes: 1-2 man, 2-3 man, bobcat, and special sizing. Our quarries have been known to produce special pieces up to 15' in length. Heights are categorized in 4" increments: 6-10", 8-12" and 13-16".

ESTIMATING YOUR OUTCROPPING ORDER

Determine the length, height and depth of the wall you would like to build. Multiply the dimensions by the weight of the material to get your estimate.

Length x **Height** x **Depth** x 150 (lbs per cubic foot)

Divide the total by 2,000 (lbs per ton) to get your estimated total tonnage for the project. If calculating by the piece, use 165 lbs per cubic foot.





OUTCROPPING FOR STEPS

CHILTON | EDEN


For more information on these products and to see application pictures, scan the QR code or visit our website www.evstone.net



Chilton



Eden



Eden



OUTCROPPING FOR BENCHES


CHILTON | EDEN



Chestnut Outcropping



Eden Bench



Chilton Bench



CUT DRYWALL

EDEN | CHILTON | MOUNTAIN CREST | OAKFIELD | EMPIRE | SUPERIOR | VALDERS

For more information on these products and to see application pictures, scan the QR code or visit our website www.evstone.net



OAKFIELD



CHILTON



MOUNTAIN CREST



EMPIRE



SUPERIOR



VALDERS



Eden



WEATHERED EDGE DRYWALL

EDEN | CHILTON | OAKFIELD | WINNEBAGO

For more information on these products and to see application pictures, scan the QR code or visit our website www.evstone.net

Our natural cut drywall products are selected and graded to the highest tolerances in the industry. This attention to detail allows for quicker installation, saving you time and money. The final results are tighter joints and cleaner lines throughout the project. Our traditional cut drywall is cut eight inches deep for superior performance and durability, and graded by one inch height increments. Optional depths are also available, please see chart.

Depth	Approx. coverage/ton
6"	30 sq. ft
8"	20 sq. ft
10"	17½ sq. ft
12"	15 sq. ft



EDEN



OAKFIELD



WINNEBAGO



Chilton



LAWN EDGING

CHILTON | EDEN | SUPERIOR

For more information on these products and to see application pictures, scan the QR code or visit our website www.evstone.net



Chilton



Eden



Split

Sawn

Superior



Chilton Tumbled



Eden Tumbled



Split

Sawn

Superior Tumbled



Superior Tumbled



TUMBLLED PAVERS

CHILTON | EDEN | VALDERS

For more information on these products and to see application pictures, scan the QR code or visit our website www.evstone.net

Available in 5"x5", 5"x10" or custom sizes. Eden material is typically 2-3", 3-4", 4-5" thick. Chilton material is only available in 4-5" thick. Valders is typically 3 5/8" thick. Custom thicknesses are also available.



Eden | 5x10



Valders | 5x10



Eden | 5x10 | Offset



Valders | 5x5 | Offset



Chilton | 5x5 | Square



GRANITE BOULDERS



OAKFIELD HOLEY BOULDERS



CHARACTER BOULDERS



GUNMETAL GRANITE BOULDERS



STONE TREATMENTS

SPLITFACE | ROCKFACED | BEDFACE | SEAMFACE | WEATHERED EDGE

THE MANY FACES OF STONE



Splitface

Splitface edges are created by snapping the material to size with a hydraulic guillotine. The resulting surface shows the core of the stone and the natural elements within.



Hand Rockfaced

Hand Rockfacing is when the edge of each piece of stone is hand chiseled by our talented craftsman to enhance the rugged character of its profile.




Machine Rockfaced

Machine Rockfacing uses a mechanical chisel to add depth and character to the stone's profile. This feature is only available on our Dimensional Veneer products.

Natural Bedding Plane Layer
"Bedface"

Machine Cut
"Splitface"



Natural Weathered Edge
"Seamface"

Bedface

The bedface of a piece of stone is the natural plane, top and bottom sides of the stone.

Seamface / Weathered Edge

Seamface is the outer edge of the stone that follows natural seams in the quarry wall. Weathered Edge is a type of Seamface. Weathered Edge is the face of the stone that has been exposed to the elements altering the stones color, texture and composition giving it, as we call it, a "weathered edge"

STONE TERMINOLOGY



Tumbled


Tumbling is a process where the stone is added to a large rotating container. The finished product gives an aged or softened appearance to your stone.

CUSTOM CUT STONE - EDGING TREATMENTS


FLAT | BULLNOSE | BEVELED | ROCKFACED | 1/4 ROUND | WASHED

Cut stone is made to order, meaning every piece is shaped to a specification. One customization feature is the edge of your material. We have a wide variety of edge treatments for you to choose from to best fit what you are looking for.


Custom options are available.




Flat Edge



Beveled Edge



1/4 Round Edge



Bullnose Edge



Rockfaced Edge



Washed Edge



CUSTOM CUT STONE - SIGNS

EDEN | VALDERS

Eden Signs

Valders Signs





CUSTOM CUT STONE - BENCHES

VALDERS | EDEN



Valders Rockfaced Bench




Eden Rockfaced Bench



Valders Rockfaced Bench with Back



Eden Radial



Valders Custom Cut Stone



Valders Blocks



CUSTOM CUT STONE - TREADS & STEPS

A step is a stand-alone piece of stone bringing you from one elevation to another.
A tread is the piece of stone that has some sort of structured support underneath it.

TREADS



STEPS





CUSTOM CUT STONE - HEARTHES & MANTELS

VALDERS | EDEN



Eden Hearth & Mantel
Windsor Veneer




Valders Hearth & Mantel
Eden Country Manor Tumbled Veneer



Valders Hearth
Valders Buff Dimensional Splitface



Valders Buff Hearth
Eden Royal Chateau Tumbled



Valders Gray Hearth
Oakfield Heritage Antique Tumbled



CUSTOM CUT STONE - CAPS & COPING



Oakfield Country Manor Veneer, Eden Caps & Pavers



Valders Cut Stone



Valders Cut Stone



Valders Cut Stone



Oakfield Country Manor Veneer, Eden Caps & Pavers

CUSTOM CUT STONE - VALDERS COPING



OUTDOOR LIVING

VALDERS | EDEN




Valders Rockfaced Veneer



Outcropping & Cut Drywall



Valders Veneer & Cut Stone



Valders Curbing



Valders Pavers

OUTDOOR LIVING

VALDERS | EDEN



Outcropping & Valders Pavers



Cut Stone



Valders Veneer & Coping



Flagstone & Outcropping



Outcropping



Pavers



Eden Pavers, Steps, Lawn Edging, Flagstone & Drywall



Eden Outcropping, Snapped Steps, Flagstone & Tumbled Royal Chateau



Chilton Outcropping for Steps



Valders Paving, Caps, Coping & Veneer

PRODUCT MATERIAL COLLECTION



BUILDING ON TRADITION - THE NATURAL CHOICE

Eden-Valders Stone
www.evstone.net

W4520 Lime Rd. Eden, WI 53019
(920) 477-2521
318 W Washington St. Valders, WI 54245
(920) 775-4151

evstone.net

VALDERS COLOR RANGE

GRAY

Eden-Valders Stone
www.evstone.net

W4520 Lime Rd. Eden, WI 53019
(920) 477-2521
318 W Washington St. Valders, WI 54245
(920) 775-4151

evstone.net

VALDERS COLOR RANGE

BUFF

Eden-Valders Stone
www.evstone.net

W4520 Lime Rd. Eden, WI 53019
(920) 477-2521
318 W Washington St. Valders, WI 54245
(920) 775-4151

evstone.net

VALDERS COLOR RANGE

DOVEWHITE

Samples show general appearance of the stone. Images above have been scaled down to 25% of their actual size. Color, texture and other physical properties will vary in all natural stone. Each piece is unique and can never be duplicated. Visit us at evstone.net to view more of our beautiful selections.

WHEN QUALITY MATTERS

Eden-Valders Stone
www.evstone.net

W4520 Lime Rd. Eden, WI 53019
(920) 477-2521
318 W Washington St. Valders, WI 54245
(920) 775-4151

evstone.net

SUPERIOR CUT DRYWALL

Superior Cut Drywall is our new top and bottom wall stone with equipped ends for an easy installation. The stock height options are 2' and 2' 6" thickness with a 1/2" tolerance. Each one available in an 8' depth, but the 2' thickness is also available in a 12' depth to be used on an overhanging Cap. Colors range from Buff to Gray tones with the occasional medium veining that will complement any of your surrounding spaces.

Eden-Valders Stone
www.evstone.net

W4520 Lime Rd. Eden, WI 53019
(920) 477-2521
318 W Washington St. Valders, WI 54245
(920) 775-4151

evstone.net

HONEYCOMB

Building for something distinctive to highlight your project? Look no further than Honeycomb, Checks & Sticks. Each pocket of stone is unique as depending on the shape and size it may or may not be flat and installable. Our customers have used these pieces creatively from stone-alone elements like character pieces, retaining walls, driveway entry markers and even water features.

Size Options: Checks: 2-4 pieces per layer - Thickness: 6-16" Sticks: 1 piece per layer - Thickness: 6-24"

Eden-Valders Stone
www.evstone.net

W4520 Lime Rd. Eden, WI 53019
(920) 477-2521
318 W Washington St. Valders, WI 54245
(920) 775-4151

evstone.net

VALDERS RUSTIC PAVERS

5 PRICE BUFF BLEND

5 PRICE GRAY BLEND

Valders Rustic Pavers are a subtle alternative to our traditional paving products. Some edges are equipped instead of squared to one. This process cuts down on costs, making Rustic Pavers more affordable but no less beautiful than our other paving products. The Stoneblended finish adds the final touch to the beautiful products. The Rustic Pavers are available in our Buff Blend or Gray Blend of colors.

Our patterns include 100 square foot patterns of individual sizes, you can choose from 4'x4', 4'x12' and 12'x12', which can be laid in a single piece pattern (see additional or the traditional herringbone pattern. If you'd like additional patterns, they can be found on the reverse side of the page.

WHEN QUALITY MATTERS

Looking for some building stone veneer to compliment your project? Ask your sales rep for our Building Stone brochure!



Scan the QR code to check out our website to conveniently download all of our product information sheets, flyers, spec sheets and more!



Eden-Valders Stone
www.evstone.net

Eden Office
W4520 Lime Rd. Eden, WI 53019
(920) 477-2521

Valders Office
318 W Washington St. Valders, WI 54245
(920) 775-4151

Follow Us!



Version

3184520