

The logo for Eden Stone Valders features the word "Eden" in a white, cursive font inside a red circle. To the right of the circle, the word "STONE" is written in a red, sans-serif font. Below the circle, the word "Valders" is written in a large, black, serif font. Underneath "Valders", the website address "www.evstone.net" is written in a smaller, black, sans-serif font.

Eden **STONE**  
Valders  
www.evstone.net



*Building on Tradition*  
The Natural Choice

BUILDING ON TRADITION - THE NATURAL CHOICE


# EDEN-VALDERS STONE

Eden Stone was founded in 1950 by Emil Gesell and his sons, William and Robert. The company began humbly, with a single quarry, one truck, and a few determined hands. After Emil's passing, Bill and Bob recognized the unique beauty and potential of their quarry stone, expanding the product line to include hand-dressed veneer and landscaping materials.

Throughout the 1960s, Eden Stone grew its presence in the Milwaukee and Chicago markets, and by the early 1980s, its reach extended across the Midwest. During this period of steady growth, the Gesell family reinvested in the business by upgrading cutting equipment, improving facilities, and building a modest fleet of trucks to serve a growing regional customer base. As demand increased, they acquired additional quarry land, allowing the company to offer a broader range of materials and colors.

With the transition to third-generation ownership, Eden Stone further expanded into the dimensional cut stone market through the acquisition of Valders Stone & Marble, an internationally recognized producer near Manitowoc, Wisconsin. In 1992, Valders officially joined the Eden Stone family as its dimensional cut stone division, bringing with it a wealth of expertise and a rich tradition. Today, both Eden and Valders products are respected worldwide for their superior quality and durability, gracing landmark projects across North and South America, Europe, and Asia.

Now in its fourth generation of family ownership, Eden-Valders Stone has grown to encompass 11 quarries, 4 processing facilities, and nearly 220 employees. The company remains committed to being a comprehensive source for natural stone, offering a complete line of landscape products, full bed and thin veneer options, and finely crafted ornamental cut stone to bring any project to life.



## THANK YOU!

With sincere gratitude on behalf of Eden-Valders Stone, thank you for the opportunity to be part of your next project. We are proud to share the exceptional natural stone sourced from our quarries—materials that offer timeless natural beauty to inspire your gathering spaces. We look forward to working with you to bring your vision to life and to providing a seamless, enjoyable experience from start to finish.

*Barry Gesell*

Barry Gesell,  
President of Eden-Valders Stone



## TABLE OF CONTENTS

ABOUT US	2
BUILDING STONE - VENEER	4-25
STONE TREATMENTS	26
STONE TERMINOLOGY	27-29
CUSTOM CUT STONE	30-37
SHOWCASE	38-51



# WEATHERED EDGE

## COLOR VARIATIONS

CHILTON | FOND DU LAC | OAKFIELD | WINDSOR | WINNEBAGO | JERICO WEATHERED BAGO



Chilton Weathered Edge with Red



Chilton Weathered Edge no Red



Chilton Weathered Edge Sunset Red



Fond du Lac Weathered Edge

# WEATHERED EDGE

CHILTON | FOND DU LAC | OAKFIELD | WINDSOR | WINNEBAGO | WEATHERED BAGO | JERICO

For more information on these products and to see application pictures, scan the QR code or visit our website [www.evstone.net](http://www.evstone.net)



Oakfield Weathered Edge



Windsor



Winnebago



Custom Weathered Bago



Jericho with Red



Windsor



# ROYAL CHATEAU

## COLOR VARIATIONS

EDEN | CHILTON | MOUNTAIN CREST | OAKFIELD | BUCKINGHAM



Eden Royal Chateau



Eden Royal Chateau Tumbled



Chilton Royal Chateau

# ROYAL CHATEAU

EDEN | CHILTON | MOUNTAIN CREST | OAKFIELD | BUCKINGHAM

For more information on these products and to see application pictures, scan the QR code or visit our website [www.evstone.net](http://www.evstone.net)



Mountain Crest Royal Chateau



Oakfield Royal Chateau



Buckingham Royal Chateau



Mountain Crest



Chilton



# RUSTIC ROYAL CHATEAU

## COLOR VARIATIONS

EDEN | CHILTON | MOUNTAIN CREST | OAKFIELD | CHESTNUT | BUCKINGHAM



Eden Rustic Royal Chateau



Mountain Crest Rustic Royal Chateau



Oakfield Rustic Royal Chateau

# RUSTIC ROYAL CHATEAU

EDEN | CHILTON | MOUNTAIN CREST | OAKFIELD | CHESTNUT | BUCKINGHAM

For more information on these products and to see application pictures, scan the QR code or visit our website [www.evstone.net](http://www.evstone.net)



Chilton Rustic Royal Chateau



Chestnut Rustic Royal Chateau



Buckingham Rustic Royal Chateau



Chestnut



Chilton



Buckingham



1515



## MACHINE CUT VENEER

### COLOR VARIATIONS

EDEN | CHILTON | MOUNTAIN CREST | OAKFIELD | FOND DU LAC | EMPIRE VALDERS | MANITOWOC



Eden Machine Cut Veneer



Eden Machine Cut Veneer Tumbled



Mountain Crest Machine Cut Veneer

# MACHINE CUT VENEER

EDEN | CHILTON | MOUNTAIN CREST | OAKFIELD | FOND DU LAC | EMPIRE | VALDERS | MANITOWOC

For more information on these products and to see application pictures, scan the QR code or visit our website [www.evstone.net](http://www.evstone.net)



Chilton Machine Cut Veneer



Oakfield Machine Cut Veneer



Fond du Lac Machine Cut Veneer



Empire Machine Cut Veneer




Valders Machine Cut Veneer



Manitowoc Buff Tumbled



Manitowoc Gray Tumbled



Mountain Crest



# DIMENSIONAL VENEER

## COLOR VARIATIONS

EDEN | MOUNTAIN CREST | VALDERS



Valders Buff Dimensional Splitface



Eden Dimensional Splitface



Eden Dimensional Splitface Tumbled



Mountain Crest Dimensional Splitface

# DIMENSIONAL VENEER

EDEN | MOUNTAIN CREST | VALDERS

For more information on these products and to see application pictures, scan the QR code or visit our website [www.evstone.net](http://www.evstone.net)




Valders Dovewhite  
Dimensional Rockfaced



Valders Dovewhite  
Dimensional Splitface



Valders Dovewhite  
Dimensional Splitface  
Tumbled



Valders Gray Dimensional Splitface



Valders Gray Dimensional Splitface Tumbled



Eden



Valders



# COUNTRY MANOR

50% Machine Splitface, 40% Natural Cleft Bedface, 10% Natural Quarry Run Seamface

## COLOR VARIATIONS

EDEN | CHILTON | MOUNTAIN CREST | OAKFIELD | CHESTNUT | BUCKINGHAM



Oakfield Country Manor



Chilton Country Manor



Chestnut Country Manor



Buckingham Country Manor

# COUNTRY MANOR

EDEN | CHILTON | MOUNTAIN CREST | OAKFIELD | CHESTNUT | BUCKINGHAM

For more information on these products and to see application pictures, scan the QR code or visit our website [www.evstone.net](http://www.evstone.net)



Eden Country Manor



Eden Dimensional Country Manor



Mountain Crest Country Manor



Mountain Crest Dimensional Country Manor



Eden



Mountain Crest



Chilton



# HERITAGE ANTIQUE

60% Machine Splitface, 30% Natural Cleft Bedface, 10% Natural Quarry Run Seamface

## COLOR VARIATIONS

EDEN | CHILTON | MOUNTAIN CREST | OAKFIELD | CHESTNUT | BUCKINGHAM



Buckingham  
Heritage Antique



Eden Heritage Antique  
(non-tumbled)



Eden Heritage Antique



Mountain Crest Heritage  
Antique

# HERITAGE ANTIQUE

EDEN | CHILTON | MOUNTAIN CREST | OAKFIELD | CHESTNUT | BUCKINGHAM

For more information on these products and to see application pictures, scan the QR code or visit our website [www.evstone.net](http://www.evstone.net)



Oakfield Heritage Antique  
(non-tumbled)



Chestnut Heritage Antique



Chilton Heritage Antique



Eden



Buckingham



Mountain Crest



Chilton Tumbled

# WEBSTONE

## COLOR VARIATIONS


EDEN | CHILTON | MOUNTAIN CREST | OAKFIELD | CHESTNUT | BUCKINGHAM



Chilton Webstone



Eden Webstone



Eden Webstone Tumbled



Mountain Crest Webstone

# WEBSTONE

EDEN | CHILTON | MOUNTAIN CREST | OAKFIELD | CHESTNUT | BUCKINGHAM

For more information on these products and to see application pictures, scan the QR code or visit our website [www.evstone.net](http://www.evstone.net)



Oakfield Webstone



Chestnut Webstone



Buckingham Webstone




Oakfield Tumbled



Buckingham



Edén



# LEDGESTONE

## COLOR VARIATIONS

EDEN | CHILTON | MOUNTAIN CREST | OAKFIELD | CHESTNUT | WINDSOR



Eden Ledge Stone



Chilton Ledge Stone



Mountain Crest Ledge Stone



Oakfield Ledge Stone

# LEDGESTONE

EDEN | CHILTON | MOUNTAIN CREST | OAKFIELD | CHESTNUT | WINDSOR

For more information on these products and to see application pictures, scan the QR code or visit our website [www.evstone.net](http://www.evstone.net)



Chestnut Ledgestone



Chilton Weathered Edge with Red



Windsor Ledgestone





# MIDNIGHT COLLECTION

## COLOR VARIATIONS

MIDNIGHT COUNTRY MANOR | MIDNIGHT RIDGE | POINTERS BLEND  
TWIN PEAKS | ST. JOE'S RIVER



Midnight Country Manor



Midnight Ridge



Pointers Blend

# MIDNIGHT COLLECTION

MIDNIGHT COUNTRY MANOR | MIDNIGHT RIDGE | POINTERS BLEND | TWIN PEAKS | ST. JOE'S RIVER

For more information on these products and to see application pictures, scan the QR code or visit our website [www.evstone.net](http://www.evstone.net)



Twin Peaks



St. Joe's River



Twin Peaks



Twin Peaks



# BLENDING

## COLOR VARIATIONS

CHAMPAGNE BLEND | ARTESIAN BLEND | PALOMINO BLEND



Champagne Blend



Artesian Blend



Palomino Blend 100% Webstone

For more information on these products and to see application pictures, scan the QR code or visit our website [www.evstone.net](http://www.evstone.net)



# BOULDERS COLLECTION

ROUND SIDE OUT GRANITE BOULDERS | SPLIT FIELDSTONE  
VALDERS POLAR CHUNKS



Valders Polar Chunks



Round Side Out Granite Boulders



Split Fieldstone

For more information on these products and to see application pictures, scan the QR code or visit our website [www.evstone.net](http://www.evstone.net)

# STONE TREATMENTS

SPLITFACE | ROCKFACED | BEDFACE | SEAMFACE | WEATHERED EDGE

## THE MANY FACES OF STONE



Splitface

Splitface edges are created by snapping the material to size with a hydraulic guillotine. The resulting surface shows the core of the stone and the natural elements within.



Hand Rockfaced

Hand Rockfacing is when the edge of each piece of stone is hand chiseled by our talented craftsman to enhance the rugged character of its profile.



Machine Rockfaced

Machine Rockfacing uses a mechanical chisel to add depth and character to the stone's profile. This feature is only available on our Dimensional Veneer products.



Splitface



Machine Rockfaced




Valders Dimensional Gray

# STONE TERMINOLOGY

SPLITFACE | ROCKFACED | BEDFACE | SEAMFACE | WEATHERED EDGE

## THE MANY FACES OF STONE



### Bedface

The bedface of a piece of stone is the natural plane, top and bottom sides of the stone.

### Seamface / Weathered Edge

Seamface is the outer edge of the stone that follows natural seams in the quarry wall. Weathered Edge is a type of Seamface. Weathered Edge is the face of the stone that has been exposed to the elements altering the stones color, texture and composition giving it, as we call it, a "weathered edge"

# STONE TERMINOLOGY

TUMBLED | THIN VS FULL VENEER | DIMENSIONAL VS NON-DIMENSIONAL



Tumbled

Tumbling is a process where the stone is added to a large rotating container. The finished product gives an aged or softened appearance to your stone.



Thin Veneer

Thin veneer is the same premium natural stone as full bed veneer. However, it's cut to approximately  $\frac{3}{4}$  -  $1\frac{1}{4}$ " in bed depth for a lightweight product applied directly to your wall.



Full Bed Veneer

Full bed depth veneer is the traditional form of building stone veneer. It typically ranges from 3 - 5" in bed depth and stacks vertically on the brick ledge of your foundation.

## DIMENSIONAL ASHLAR VS RANDOM ASHLAR



Dimensional Ashlar Pattern

Dimensional Ashlar Pattern refers to stones that have been cut to specific heights and standards and follows a 2-1 ratio. This pattern is often used to create a more contemporary look with clean, straight lines.

Stock Heights:  $2\frac{1}{4}$ ", 5",  $7\frac{3}{4}$ " and  $10\frac{1}{2}$ "




Random Ashlar Pattern

Random Ashlar Pattern refers to stones that are laid without a strict pattern but generally follows a 2-1 ratio. This pattern is often used in applications where exact size and shape aren't critical.

Stock Heights: 2 - 6" and 6 - 9"

# DIMENSIONAL ASHLAR PATTERN



---

# RANDOM ASHLAR PATTERN

---



# CUSTOM CUT STONE - VALDERS PANELS

DOVEWHITE | GRAY | BUFF | DARK BUFF

For more information on these products and to see application pictures, scan the QR code or visit our website [www.evstone.net](http://www.evstone.net)



Valders Buff Cut Stone Panels



Valders Dovewhite Cut Stone Panels



Valders Gray Cut Stone Panels




Valders Dark Buff Cut Stone Panels

# CUSTOM CUT STONE - EDGING TREATMENTS

BULLNOSE | BEVELED | FLAT | WASHED | PROFILED

Cut stone is made to order, meaning every piece is shaped to a specification. One customization feature is the edge of your material. We have a wide variety of edge treatments for you to choose from to best fit what you are looking for. Custom options are available.



Flat Edge




Beveled Edge



Washed Edge

Bullnose Edge



Rockfaced Edge




Profiled Edge




## VALDERS PANEL EDGE CONDITIONS

MITER | SLOT | REBATE | FLAT



Slot/Kerf



Rebate



Flat

Sandblasted

Quirk Miter Corner Joints

Honed



# WINDOW & DOOR ARCHITECTURAL ELEMENTS

SILLS | JAMBS | HEADERS | ARCHES | KEYSTONES

MATERIAL OPTIONS: VALDERS | EDEN



Valders Sill



Valders Sill



Valders Sill



Valders Sill





Eden Sill



Valders Sill



Valders Sill



# CUSTOM CUT STONE - TREADS & STEPS

A step is a stand-alone piece of stone bringing you from one elevation to another. A tread is the piece of stone that has some sort of structured support underneath it.

## TREADS



## STEPS



# CUSTOM CUT STONE - HEARTHES & MANTELS



Valders Cut Stone



Valders Hearth & Mantel,  
Eden Country Manor Tumbled Veneer



Valders Hearth,  
Valders Buff Dimensional Splitface



Eden Weathered Edge Hearth,  
Chilton Weathered Edge Veneer



Valders Buff Cut Stone

# CUSTOM CUT STONE - CAPS & COPING

VALDERS | EDEN



Oakfield Country Manor Veneer, Eden Caps & Pavers



Valdars Cut Stone



Valdars Cut Stone



Valdars Cut Stone



Oakfield Country Manor Veneer, Eden Caps & Pavers

# CUSTOM CUT STONE - VALDERS COPING



# GALLERY IMAGES





Valders Dovewhite Honed Panels



Eden Dimensional Splitface,  
Valders Buff Sandblasted Sign




Private Residence - Wisconsin  
Valders Buff Dimensional Splitface, Valders  
Buff Panels, Coping, Treads, Sills & Hearths







Mulva Cultural Center - DePere, WI  
Valders Bushhammered Panels







Wright County Government Center Buffalo, MN  
Valders Dimensional Gray



Valders Dimensional Gray Splitface



WRIGHT COUNTY  
Southwest Building

Valders Dimensional Gray Honed Panels



Valders Dovewhite Panels Sandblasted



Artesian Blend Veneer, Eden Caps & Sills




Valders Gray Dimensional Splitface



Valders Gray Panels



Midnight Country Manor, Eden Rockfaced Sills




Valders Buff Machine Cut Veneer






Eden Heritage Antique



Valders Buff Panels






Valders Buff Panels, Buckingham Rustic Royal Chateau



Edens Cut Stone, Eden Royal Chateau

# PRODUCT MATERIAL COLLECTION



Looking for some landscape stone to compliment your project? Ask your sales rep for our Landscape brochure!



Scan the QR code to check out our website to conveniently download all of our product information sheets, flyers, spec sheets and more!



Eden-Valders Stone  
www.evstone.net

Eden Office  
W4520 Lime Rd. Eden, WI 53019  
(920) 477-2521

Valders Office  
318 W Washington St. Valders, WI 54245  
(920) 775-4151

Follow Us!



Version

3184520